



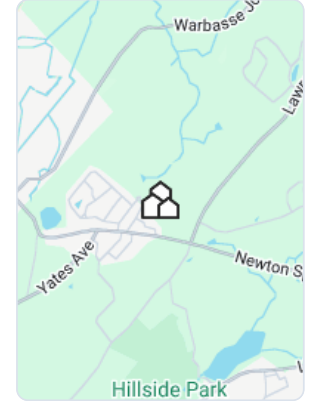
Sussex County, New Jersey

Market Trends

Property Type: SF + Condo/TH/Apt

February 2025

Market Type



Key Details

Months of Inventory	Sold to List Price %	Median Days in RPR	Median Sold Price
1.77 ↓ 1.67% MoM	101.3% ↓ 1.63% MoM	31 ↑ 6.9% MoM	\$400,000 ↓ 3.94% MoM

Realtors Property Resource®, LLC

Source: Listings

Median Estimated Property Value

February 2025

Property Type: SF + Condo/TH/Apt

Median Estimated Value

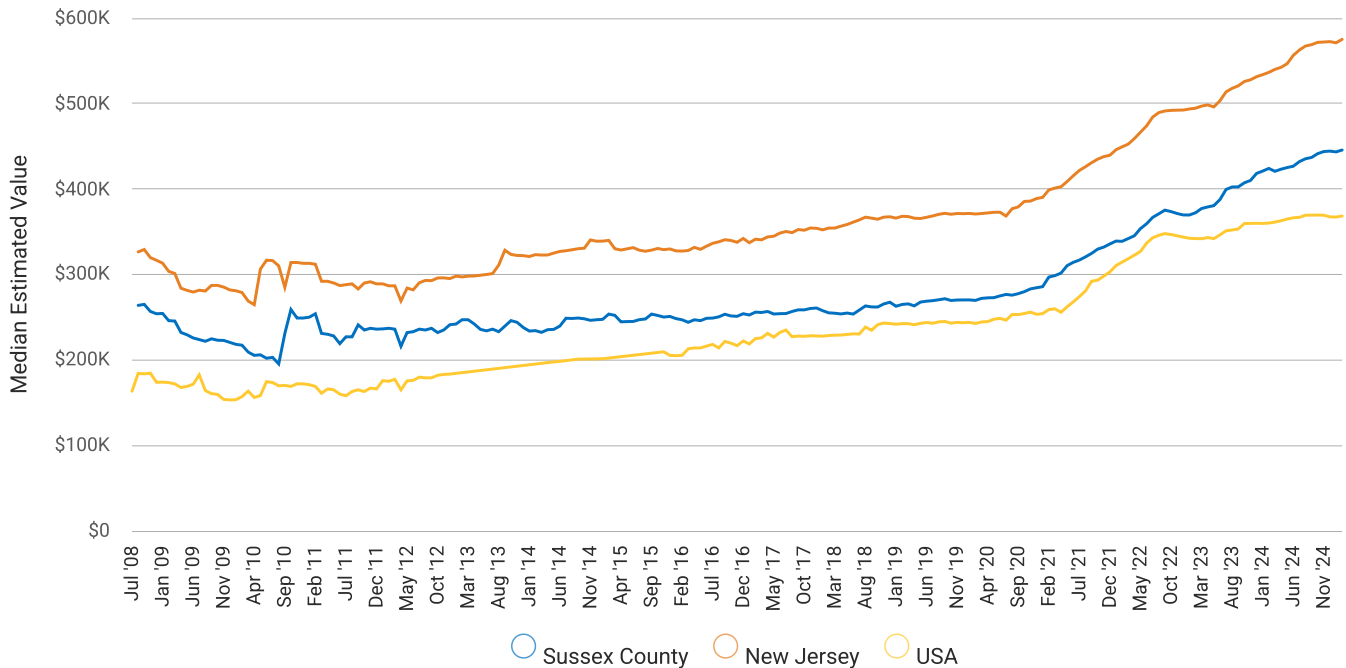
\$445,610

Last Month Change

+0.5%

12 Month Change

+5.1%



Realtors Property Resource®, LLC

Source: Public Records and Listings

New Listings

February 2025

Property Type: SF + Condo/TH/Apt

Median List Price

\$399,949

↑ 0.9% MoM

of Properties

162

↓ 3.6% MoM

Median \$/Sqft

\$257

↓ 1.9% MoM

Total \$ Volume

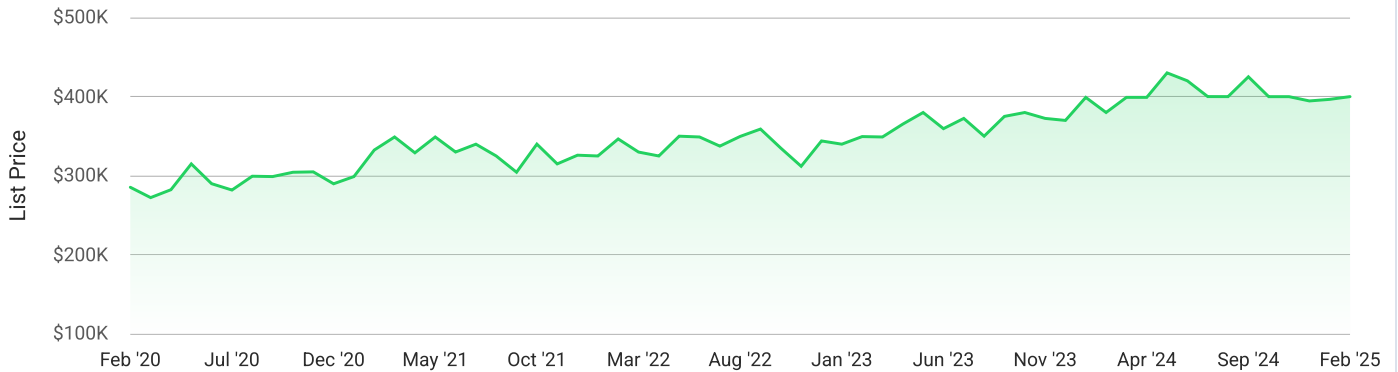
\$77,041,601

↓ 1.2% MoM

Median Living Area Sqft

1,569

↑ 14.7% MoM



Realtors Property Resource®, LLC

Source: Listings

Active Listings

February 2025

Property Type: SF + Condo/TH/Apt

Median List Price

\$400,000

↓ 2.7% MoM

of Properties

285

↓ 2.1% MoM

Median Days in RPR

39

↓ 9.3% MoM

Median \$/Sqft

\$266

↑ 0.8% MoM

Total \$ Volume

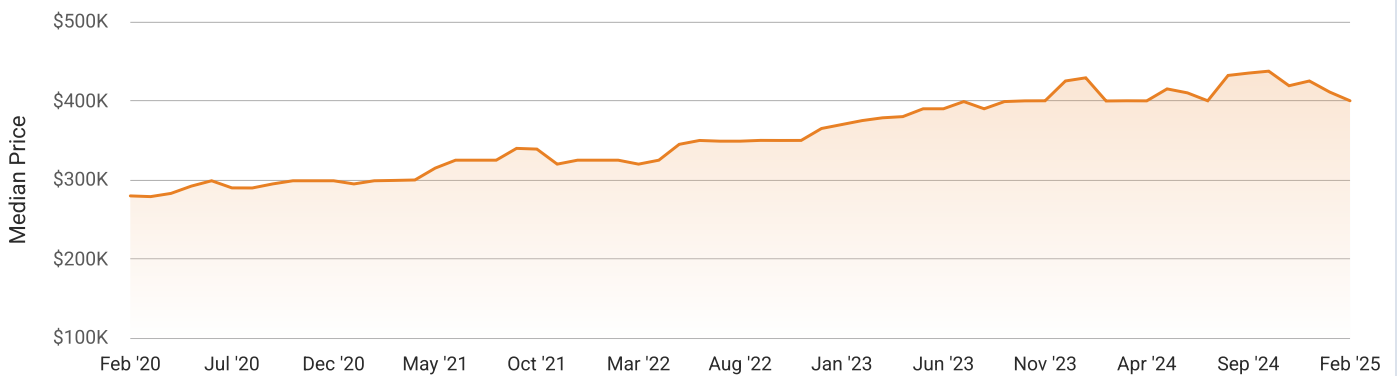
\$164,970,826

↓ 1.3% MoM

Median Living Area Sqft

1,515

↓ 0.7% MoM



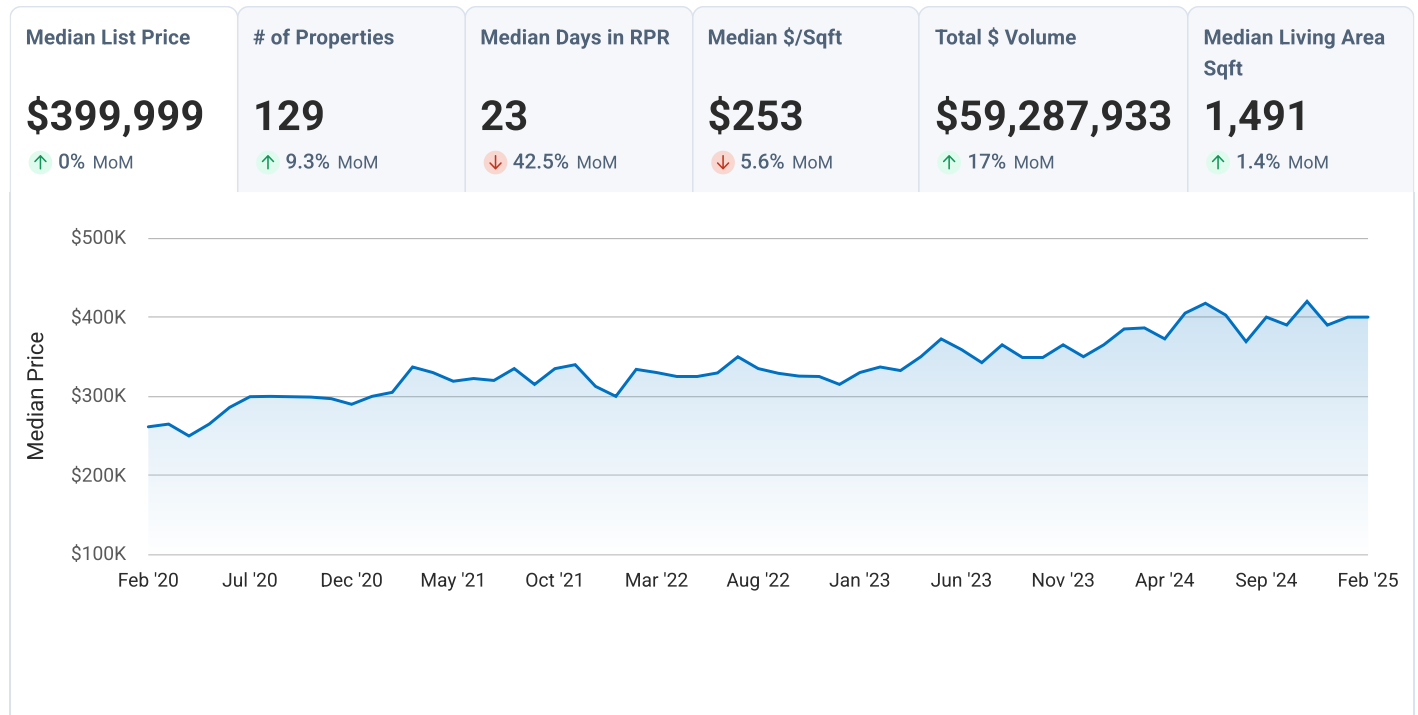
Realtors Property Resource®, LLC

Source: Listings

New Pending Listings

February 2025

Property Type: SF + Condo/TH/Apt



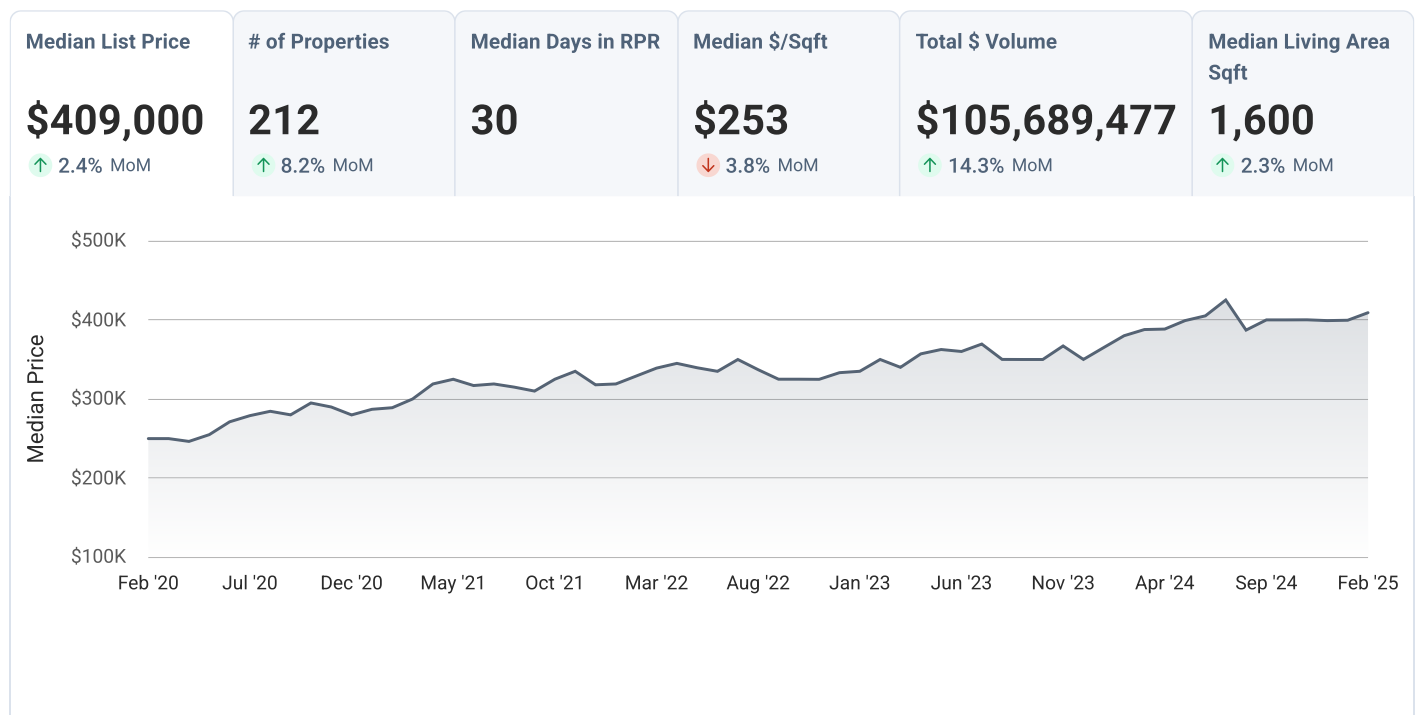
Realtors Property Resource®, LLC

Source: Listings

Pending Listings

February 2025

Property Type: SF + Condo/TH/Apt



Realtors Property Resource®, LLC

Source: Listings

Sold Listings

February 2025

Property Type: SF + Condo/TH/Apt

Median Sold Price

\$400,000

↓ 3.9% MoM

of Properties

103

↓ 23.1% MoM

Sold to List Price %

101.27%

↓ 1.6% MoM

Median Days in RPR

31

↑ 6.9% MoM

Median \$/Sqft

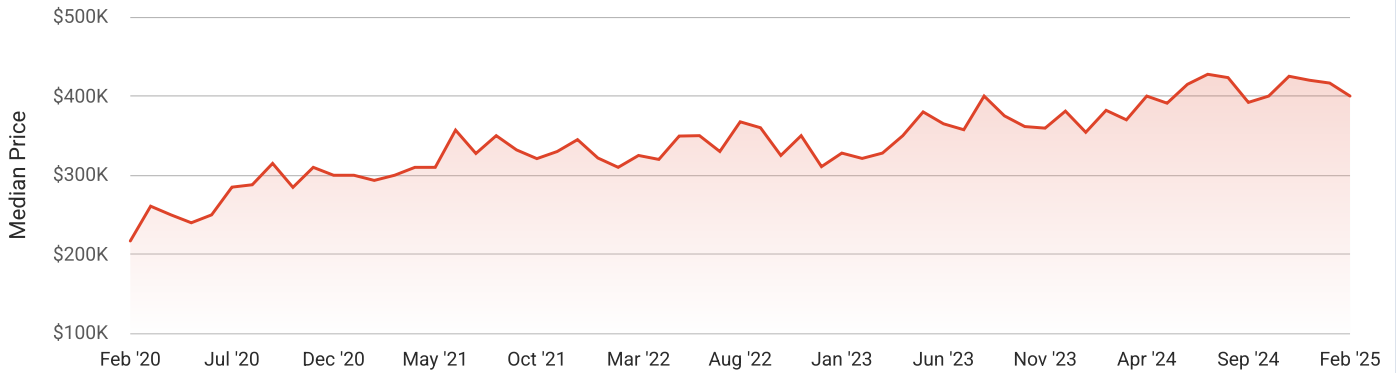
\$272

↑ 2.3% MoM

Total \$ Volume

\$42,224,374

↓ 29.1% MoM



Realtors Property Resource®, LLC

Source: Listings

Months Supply of Inventory

February 2025

Property Type: SF + Condo/TH/Apt

Months Supply of Inventory

1.77

Last Month Change

-1.7%

12 Month Change

-14.5%



Realtors Property Resource®, LLC

Source: Listings

Sold Public Records

February 2025

Property Type: SF + Condo/TH/Apt

Median Sold Price

\$387,000

↓ 2.9% MoM

of Properties

44

↓ 65.6% MoM

Median \$/Sqft

\$258

↓ 1.5% MoM

Median Living Area Sqft

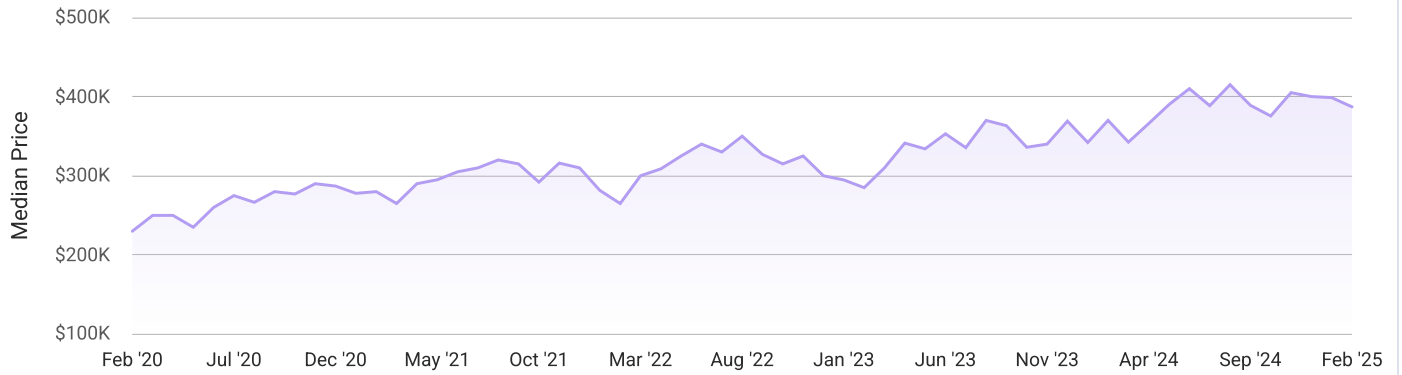
1,492

↓ 0.7% MoM

Total \$ Volume

\$17,546,050

↓ 67.6% MoM



Realtors Property Resource®, LLC

Source: Public Records